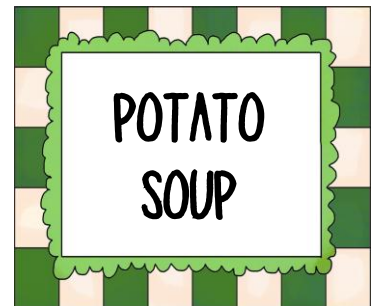

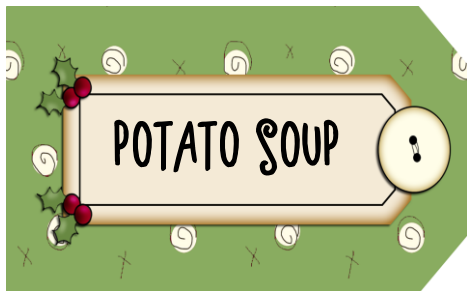
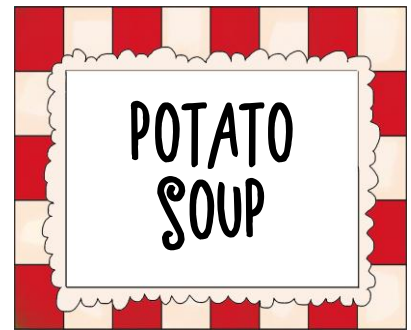
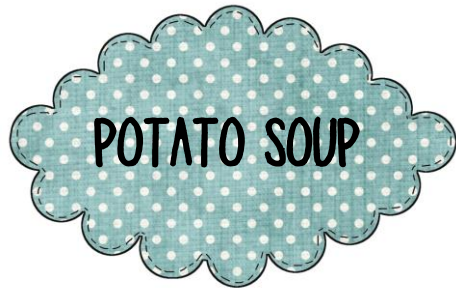
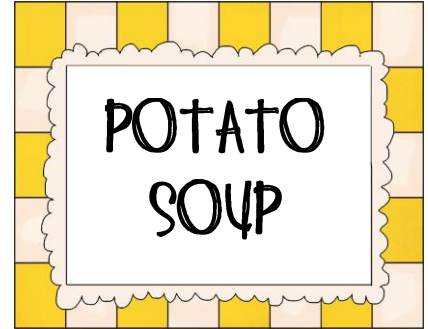
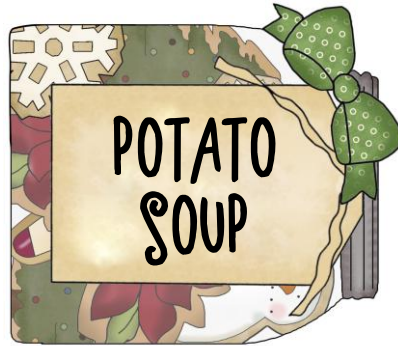
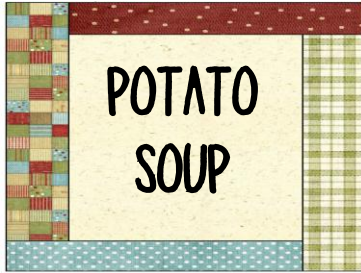












*The recipe for these labels can be found in the Kindle and paperback book  
100 Easy Recipes in Jars by Bonnie Scott*

**Soups and chili - LABELS**



*POTATO SOUP*





*QUART JAR TOPS*

*POTATO SOUP*

*Recipe Cards to Attach to Jars:*

## POTATO SOUP

To serve, add one cup of boiling water to 1/2 cup of the soup mix in a bowl, and stir until smooth. Serve with chives, crumbled bacon, grated cheese and sour cream if desired.

## POTATO SOUP

To serve, add one cup of boiling water to 1/2 cup of the soup mix in a bowl, and stir until smooth. Serve with chives, crumbled bacon, grated cheese and sour cream if desired.



## POTATO SOUP

To serve, add one cup of boiling water to 1/2 cup of the soup mix in a bowl, and stir until smooth. Serve with chives, crumbled bacon, grated cheese and sour cream if desired.

## POTATO SOUP

To serve, add one cup of boiling water to 1/2 cup of the soup mix in a bowl, and stir until smooth. Serve with chives, crumbled bacon, grated cheese and sour cream if desired.