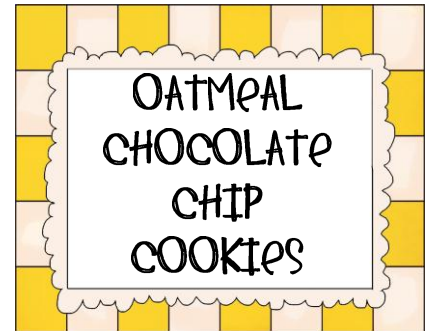


*The recipe for these labels can be found in the Kindle and paperback book
100 Easy Recipes in Jars by Bonnie Scott*

OATMEAL CHOCOLATE CHIP COOKIES - LABELS



OATMEAL CHOCOLATE CHIP COOKIES

OATMEAL
CHOCOLATE
CHIP
COOKIES

OATMEAL
CHOCOLATE
CHIP
COOKIES

OATMEAL
CHOCOLATE
CHIP
COOKIES

OATMEAL
CHOCOLATE
CHIP
COOKIES

OATMEAL
CHOCOLATE
CHIP
COOKIES

OATMEAL
CHOCOLATE
CHIP
COOKIES

OATMEAL
CHOCOLATE
CHIP
COOKIES

OATMEAL
CHOCOLATE
CHIP
COOKIES



OATMEAL CHOCOLATE CHIP COOKIES

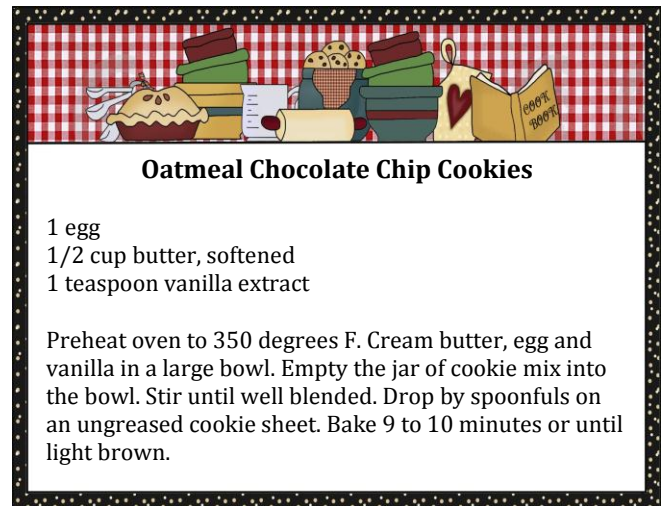
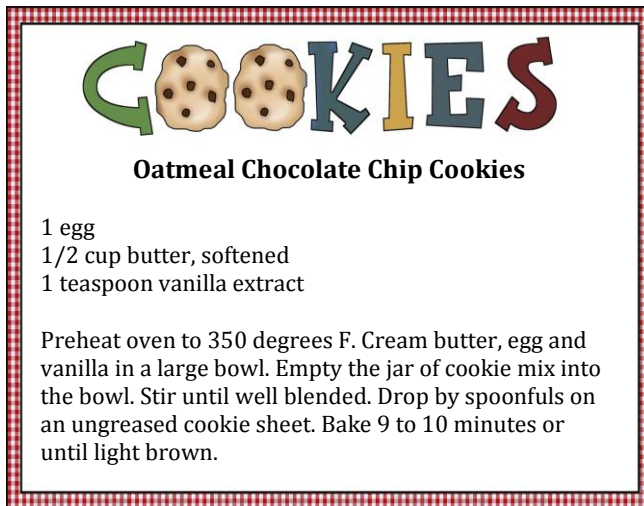
1 egg
 1/2 cup butter, softened
 1 teaspoon vanilla extract

Preheat oven to 350 degrees F. Cream butter, egg and vanilla in a large bowl. Empty the jar of cookie mix into the bowl. Stir until well blended. Drop by spoonfuls on an ungreased cookie sheet. Bake 9 to 10 minutes or until light brown.

QUART JAR TOP AND MATCHING LABEL

OATMEAL CHOCOLATE CHIP COOKIES

Recipe Cards to Attach to Jars:



Oatmeal Chocolate Chip Cookies

1 egg
1/2 cup butter, softened
1 teaspoon vanilla extract

Preheat oven to 350 degrees F. Cream butter, egg and vanilla in a large bowl. Empty the jar of cookie mix into the bowl. Stir until well blended. Drop by spoonfuls on an ungreased cookie sheet. Bake 9 to 10 minutes or until light brown.

Oatmeal Chocolate Chip Cookies

1 egg
1/2 cup butter, softened
1 teaspoon vanilla extract

Preheat oven to 350 degrees F. Cream butter, egg and vanilla in a large bowl. Empty the jar of cookie mix into the bowl. Stir until well blended. Drop by spoonfuls on an ungreased cookie sheet. Bake 9 to 10 minutes or until light brown.