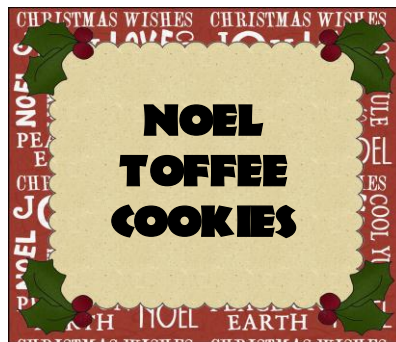


*The recipe for these labels can be found in the Kindle and paperback book
100 Easy Recipes In Jars by Bonnie Scott*

NOEL TOFFEE COOKIES - LABELS



NOEL TOFFEE COOKIES

**NOEL TOFFEE
COOKIES**

**NOEL TOFFEE
COOKIES**

**NOEL TOFFEE
COOKIES**

**NOEL TOFFEE
COOKIES**

**NOEL TOFFEE
COOKIES**

**NOEL TOFFEE
COOKIES**

**NOEL TOFFEE
COOKIES**

**NOEL TOFFEE
COOKIES**



NOEL TOFFEE COOKIES

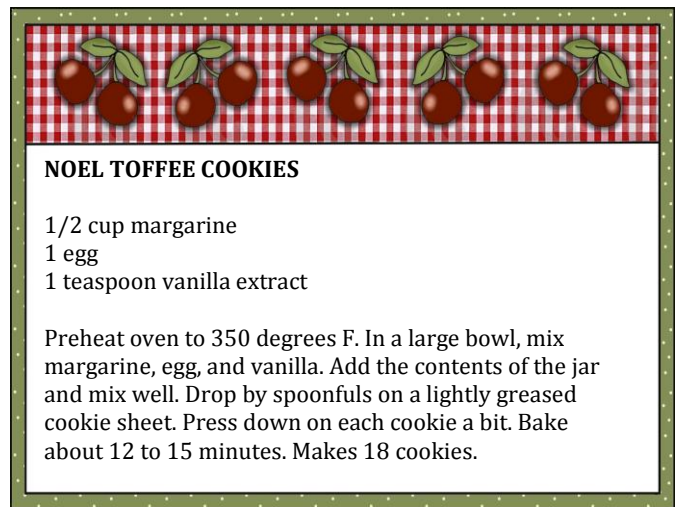
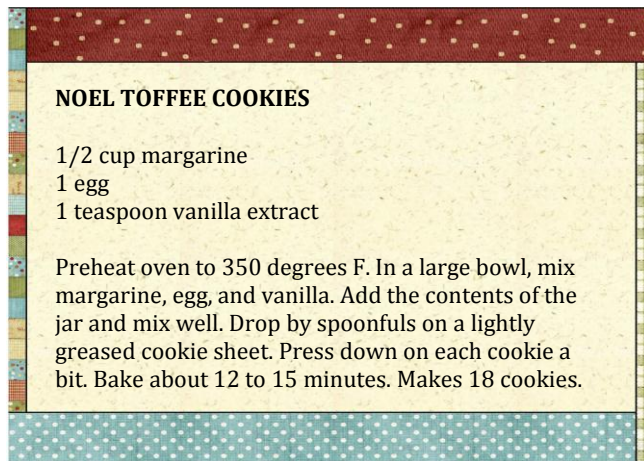
1/2 cup margarine
1 egg
1 teaspoon vanilla extract

Preheat oven to 350 degrees F. In a large bowl, mix margarine, egg, and vanilla. Add the contents of the jar and mix well. Drop by spoonfuls on a lightly greased cookie sheet. Press down on each cookie a bit. Bake about 12 to 15 minutes. Makes 18 cookies.

QUART JAR TOP AND MATCHING LABEL

NOEL TOFFEE COOKIES

Recipe Cards to Attach to Jars:



COOKIES

NOEL TOFFEE COOKIES

1/2 cup margarine
1 egg
1 teaspoon vanilla extract

Preheat oven to 350 degrees F. In a large bowl, mix margarine, egg, and vanilla. Add the contents of the jar and mix well. Drop by spoonfuls on a lightly greased cookie sheet. Press down on each cookie a bit. Bake about 12 to 15 minutes. Makes 18 cookies.



NOEL TOFFEE COOKIES

1/2 cup margarine
1 egg
1 teaspoon vanilla extract

Preheat oven to 350 degrees F. In a large bowl, mix margarine, egg, and vanilla. Add the contents of the jar and mix well. Drop by spoonfuls on a lightly greased cookie sheet. Press down on each cookie a bit. Bake about 12 to 15 minutes. Makes 18 cookies.