

*The recipe for these labels can be found in the Kindle and paperback book
100 Easy Recipes In Jars by Bonnie Scott*

KRISPIES COOKIES - LABELS



KRISPIES COOKIES

**KRISPIES
COOKIES**

**KRISPIES
COOKIES**

**KRISPIES
COOKIES**

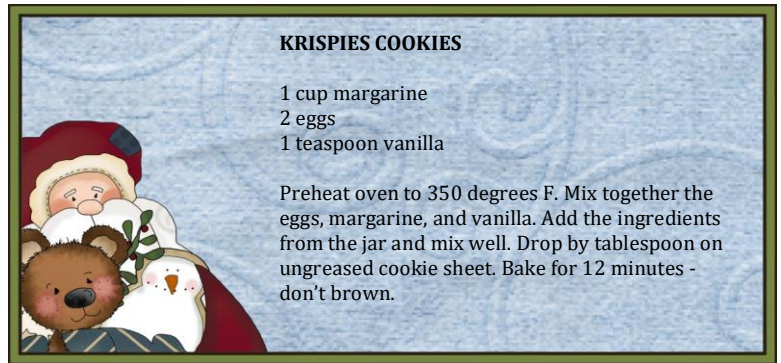
**KRISPIES
COOKIES**

**KRISPIES
COOKIES**

**KRISPIES
COOKIES**

**KRISPIES
COOKIES**

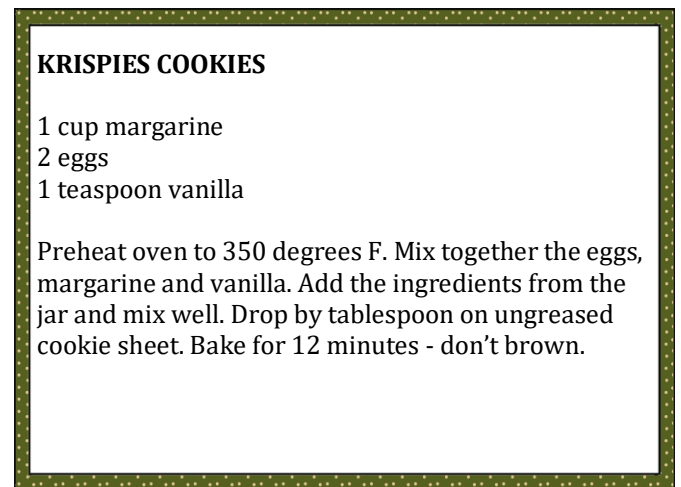
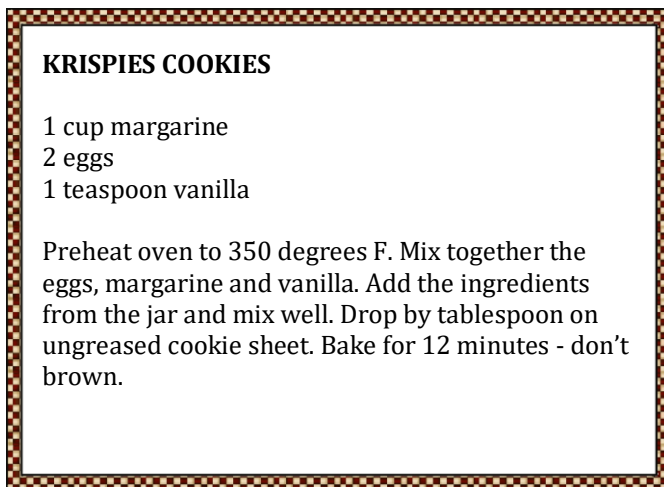
**KRISPIES
COOKIES**



QUART JAR TOP AND MATCHING LABEL

KRISPIES COOKIES

Recipe Cards to Attach to Jars:



COOKIES

KRISPIES COOKIES

1 cup margarine
2 eggs
1 teaspoon vanilla

Preheat oven to 350 degrees F. Mix together the eggs, margarine and vanilla. Add the ingredients from the jar and mix well. Drop by tablespoon on ungreased cookie sheet. Bake for 12 minutes - don't brown.

KRISPIES COOKIES

1 cup margarine
2 eggs
1 teaspoon vanilla

Preheat oven to 350 degrees F. Mix together the eggs, margarine and vanilla. Add the ingredients from the jar and mix well. Drop by tablespoon on ungreased cookie sheet. Bake for 12 minutes - don't brown.