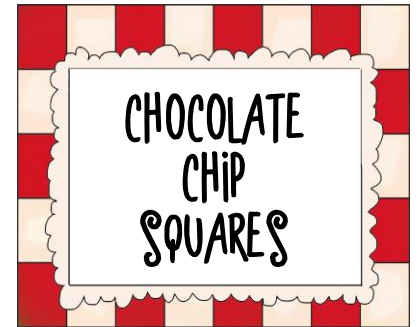
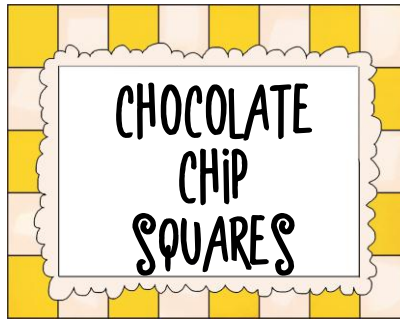
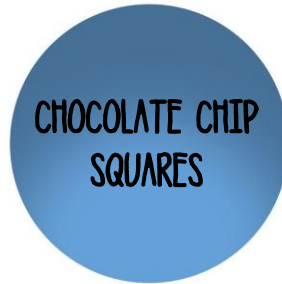


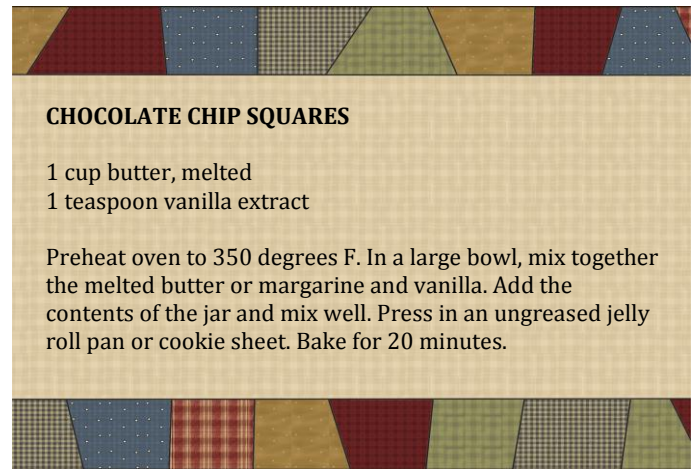
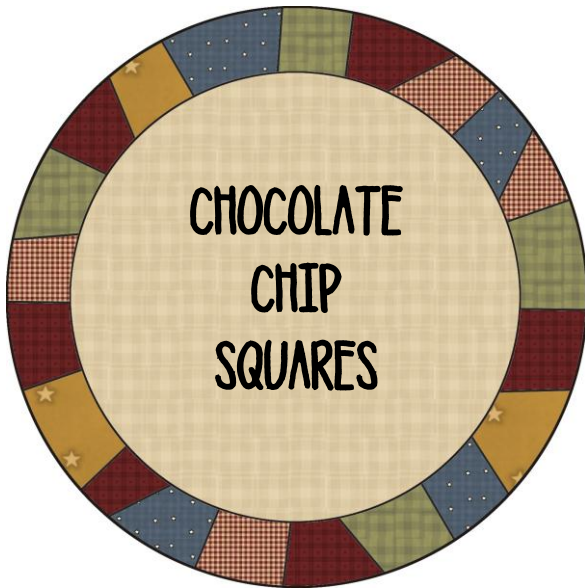
*The recipe for these labels can be found in the Kindle and paperback book
100 Easy Recipes in Jars by Bonnie Scott*

CHOCOLATE CHIP SQUARES - LABELS



CHOCOLATE CHIP SQUARES





QUART JAR TOP AND MATCHING LABEL

CHOCOLATE CHIP SQUARES

Recipe Cards to Attach to Jars:

CHOCOLATE CHIP SQUARES

1 cup butter, melted
1 teaspoon vanilla extract

Preheat oven to 350 degrees F. In a large bowl, mix together the melted butter or margarine and vanilla. Add the contents of the jar and mix well. Press in an ungreased jelly roll pan or cookie sheet. Bake for 20 minutes.

CHOCOLATE CHIP SQUARES

1 cup butter, melted
1 teaspoon vanilla extract

Preheat oven to 350 degrees F. In a large bowl, mix together the melted butter or margarine and vanilla. Add the contents of the jar and mix well. Press in an ungreased jelly roll pan or cookie sheet. Bake for 20 minutes.

CHOCOLATE CHIP SQUARES

1 cup butter, melted
1 teaspoon vanilla extract



Preheat oven to 350 degrees F. In a large bowl, mix together the melted butter or margarine and vanilla. Add the contents of the jar and mix well. Press in an ungreased jelly roll pan or cookie sheet. Bake for 20 minutes.

CHOCOLATE CHIP SQUARES

1 cup butter, melted
1 teaspoon vanilla extract

Preheat oven to 350 degrees F. In a large bowl, mix together the melted butter or margarine and vanilla. Add the contents of the jar and mix well. Press in an ungreased jelly roll pan or cookie sheet. Bake for 20 minutes.