


*The recipe for these labels can be found in the Kindle and paperback book
100 Easy Recipes in Jars by Bonnie Scott*

CHOCOLATE CHIP COOKIES - LABELS



CHOCOLATE CHIP COOKIES

CHOCOLATE
CHIP
COOKIES

CHOCOLATE
CHIP
COOKIES

CHOCOLATE
CHIP
COOKIES

CHOCOLATE
CHIP
COOKIES

CHOCOLATE
CHIP
COOKIES

CHOCOLATE
CHIP
COOKIES

CHOCOLATE
CHIP
COOKIES

CHOCOLATE
CHIP
COOKIES



CHOCOLATE CHIP COOKIES

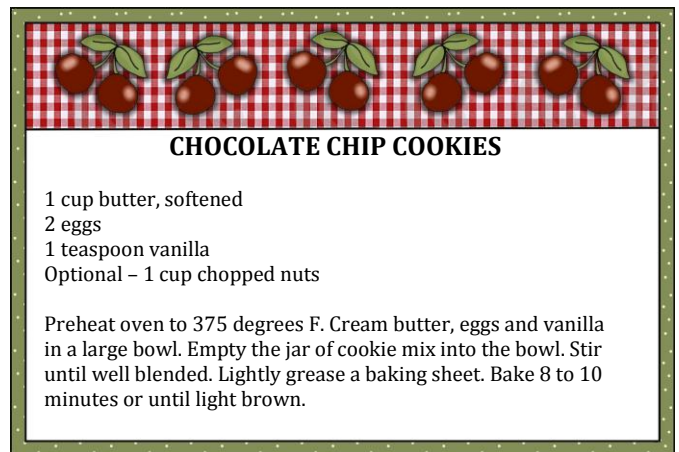

1 cup butter, softened
 2 eggs
 1 teaspoon vanilla
 Optional - 1 cup chopped nuts

Preheat oven to 375 degrees F. Cream butter, eggs and vanilla in a large bowl. Empty the jar of cookie mix into the bowl. Stir until well blended. Lightly grease a baking sheet. Bake 8 to 10 minutes or until light brown.

QUART JAR TOP AND MATCHING LABEL

CHOCOLATE CHIP COOKIES

Recipe Cards to Attach to Jars:



COOKIES

CHOCOLATE CHIP COOKIES

1 cup butter, softened
2 eggs
1 teaspoon vanilla
Optional - 1 cup chopped nuts

Preheat oven to 375 degrees F. Cream butter, eggs and vanilla in a large bowl. Empty the jar of cookie mix into the bowl. Stir until well blended. Lightly grease a baking sheet. Bake 8 to 10 minutes or until light brown.



CHOCOLATE CHIP COOKIES

1 cup butter, softened
2 eggs
1 teaspoon vanilla
Optional - 1 cup chopped nuts

Preheat oven to 375 degrees F. Cream butter, eggs and vanilla in a large bowl. Empty the jar of cookie mix into the bowl. Stir until well blended. Lightly grease a baking sheet. Bake 8 to 10 minutes or until light brown.