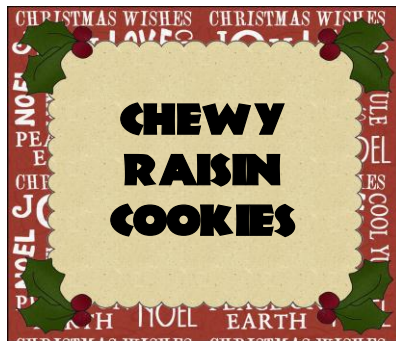


*The recipe for these labels can be found in the Kindle and paperback book  
100 Easy Recipes in Jars by Bonnie Scott*

**CHEWY RAISIN COOKIES - LABELS**



***CHEWY RAISIN COOKIES***

**CHEWY  
RAISIN  
COOKIES**

**CHEWY  
RAISIN  
COOKIES**

**CHEWY  
RAISIN  
COOKIES**

**CHEWY  
RAISIN  
COOKIES**

**CHEWY  
RAISIN  
COOKIES**

**CHEWY  
RAISIN  
COOKIES**

**CHEWY  
RAISIN  
COOKIES**

**CHEWY  
RAISIN  
COOKIES**



## CHEWY RAISIN COOKIES

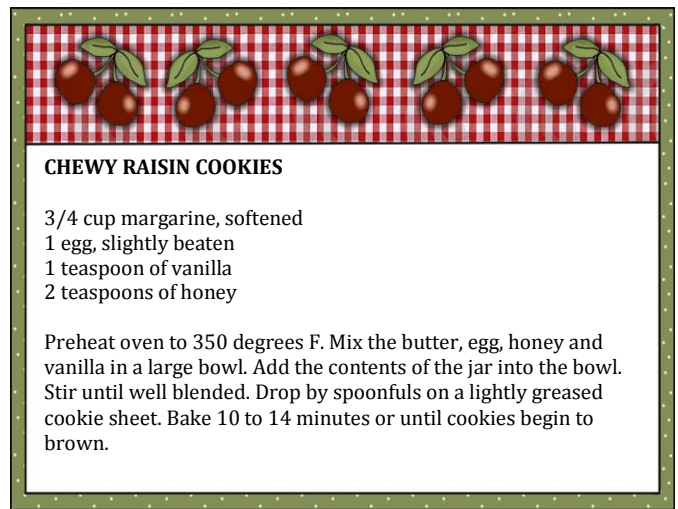
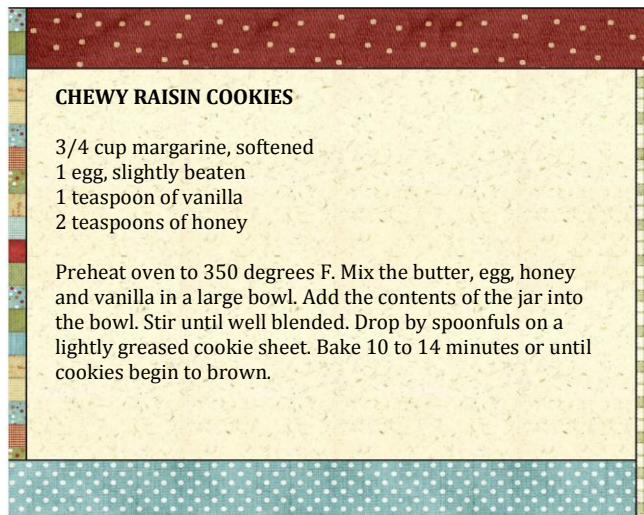
3/4 cup margarine, softened  
 1 egg, slightly beaten  
 1 teaspoon of vanilla  
 2 teaspoons of honey

Preheat oven to 350 degrees F. Mix the butter, egg, honey and vanilla in a large bowl. Add the contents of the jar into the bowl. Stir until well blended. Drop by spoonfuls on a lightly greased cookie sheet. Bake 10 to 14 minutes or until cookies begin to brown.

### *QUART JAR TOP AND MATCHING LABEL*

## *CHEWY RAISIN COOKIES*

### *Recipe Cards to Attach to Jars:*



# COOKIES

## CHEWY RAISIN COOKIES

3/4 cup margarine, softened  
1 egg, slightly beaten  
1 teaspoon of vanilla  
2 teaspoons of honey

Preheat oven to 350 degrees F. Mix the butter, egg, honey and vanilla in a large bowl. Add the contents of the jar into the bowl. Stir until well blended. Drop by spoonfuls on a lightly greased cookie sheet. Bake 10 to 14 minutes or until cookies begin to brown.

## CHEWY RAISIN COOKIES

3/4 cup margarine, softened  
1 egg, slightly beaten  
1 teaspoon of vanilla  
2 teaspoons of honey

Preheat oven to 350 degrees F. Mix the butter, egg, honey and vanilla in a large bowl. Add the contents of the jar into the bowl. Stir until well blended. Drop by spoonfuls on a lightly greased cookie sheet. Bake 10 to 14 minutes or until cookies begin to brown.