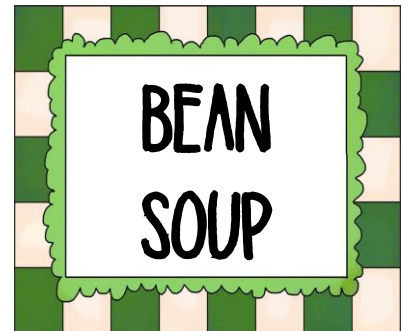

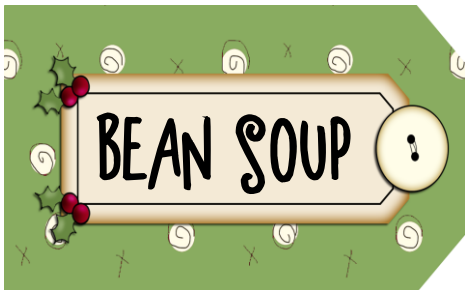
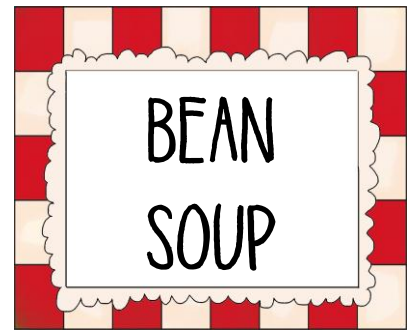
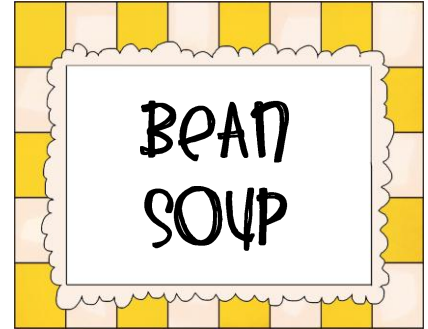



*The recipe for these labels can be found in the Kindle and paperback book  
100 Easy Recipes in Jars by Bonnie Scott*

**Soups and chili - LABELS**



*BEAN SOUP*

BEAN  
SOUP

BEAN  
SOUP

BEAN  
SOUP

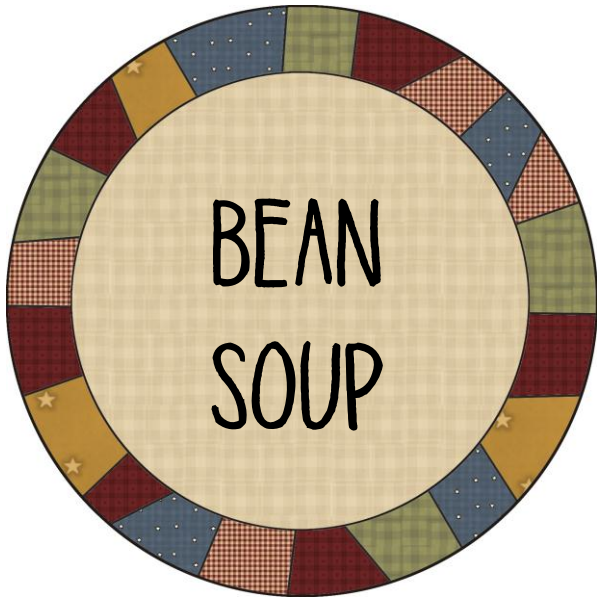
BEAN  
SOUP

BEAN  
SOUP

BEAN  
SOUP

BEAN  
SOUP

BEAN  
SOUP



*QUART JAR TOPS*

*BEAN SOUP*

*Recipe Cards to Attach to Jars:*

### BEAN SOUP

Pour the contents of the jar into a strainer and rinse. Move the contents of the strainer to a large pot and add 12 cups of water and the spice packet. Bring the soup to a boil, then lower the heat. Cover the pot and simmer for 1 hour or more, stirring occasionally. More water may need to be added.

### BEAN SOUP

Pour the contents of the jar into a strainer and rinse. Move the contents of the strainer to a large pot and add 12 cups of water and the spice packet. Bring the soup to a boil, then lower the heat. Cover the pot and simmer for 1 hour or more, stirring occasionally. More water may need to be added.



### BEAN SOUP

Pour the contents of the jar into a strainer and rinse. Move the contents of the strainer to a large pot and add 12 cups of water and the spice packet. Bring the soup to a boil, then lower the heat. Cover the pot and simmer for 1 hour or more, stirring occasionally. More water may need to be added.

### BEAN SOUP

Pour the contents of the jar into a strainer and rinse. Move the contents of the strainer to a large pot and add 12 cups of water and the spice packet. Bring the soup to a boil, then lower the heat. Cover the pot and simmer for 1 hour or more, stirring occasionally. More water may need to be added.

